

TRAVEL STATS

Rome vs. Paris

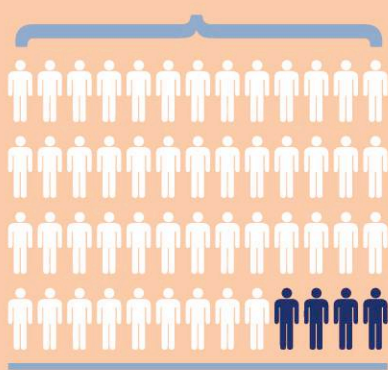
CITYWONDERS
FAMOUS SIGHTS. UNEXPECTED INSIGHT.

PARIS

Over **32 million**


people visited the City of Light in 2013

Source: Daily Mail



Louvre had **9.2 million** visitors in 2013

Source: discovery-zone.com



Eiffel Tower has nearly **7 million** annual visitors

Source: tou Eiffel.paris



Average cost of VERY COMFORTABLE HOTEL: **€151**



Average cost of a cup of coffee **€1.38**



Source: giraconseil.com / parisdailyphoto.com

Weather: July is hottest at **78°F (25.5°C)**



January is coldest at **46°F (7.7°C)**



Rainiest month is **May**



Source: holiday-weather.com

Paris urban area is **1,098.4 sq mi (2,844.8 km²)**



Source: wikipedia.org

ROME

Tourism grew 5% in 2013 compared to 2012



12.6 million tourists vs. 11.9 million

Source: Bilateral Tourism Authority of Lazio

Vatican Museums had **5.5 million** visitors in 2013



Annual visitors to Colosseum : **Over 5.1 million**



Source: travelandleisure.com

Four-star hotel prices: **STARTING AT €120**




Source: timeout.com

Average cost of cup of coffee (shot): **€0.80**




Source: knowingrome.com

Weather: July is hottest at **86°F (30°C)**



January is coldest at **54°F (12.2°C)**



Rainiest month is **November**



Source: holiday-weather.com

Rome is **496.3 sq mi (1,285.3 km²)**



Source: wikipedia.org